

Don't change  
your  
lifestyle

Just change  
your **Car**



**The Bekker CareVan**

# The Bekker CareVan

---

Freedom is a simple word; it's meaning is "unrestricted". Freedom is a world without limits, a world that gives you endless liberties. Freedom on Wheels is where it all begins with a new level of total independent mobility, called the Bekker CareVan. Since 1987, we have continued our forward thinking philosophy and our unwavering commitment to advanced technology has produced a vehicle that is greater than the sum of it's parts.

We were the first company in europe to manufacture all adaptations in house. Our lightened steering, low effort horizontal steering, automatic wheelchair drive in tie-downs, hand controls, drive by wire conversions etc... are all made within our company, be it in the UK or the Czech Republic. Utilizing the very latest CAD/CAM machinery we are able to produce high quality components at a realistic price. The various adaptations we produce allow us to produce a fully converted vehicle with hand controls, a 10" lowered floor, remote controlled automatic doors and ramp with lowering suspension drive from wheelchair vehicle! Another Bekker first!

*The fact that there is no middle man and that we sell direct to the end user explains how we are able to offer the Chrysler Grand Voyager for thousands of pounds less than our nearest competitor!*





# Specifications

- ✓ Lowered rear floor giving 54.5" (1384mm) access and 57" (1448mm) headroom
- ✓ Folding ramp with easy lift
- ✓ 4-point or drive-in wheelchair tie down
- ✓ 3-point inertia or wheelchair tie-down
- ✓ Interchangeable centre and rear seats
- ✓ ABS 4-Wheel Disc Anti-Lock
- ✓ Electrically operated and heated door mirrors
- ✓ Rear wash/wipe
- ✓ Security Alarm
- ✓ Variable intermittent wipers
- ✓ Central locking with remote control
- ✓ Three 12v power outlets
- ✓ Dual zone air conditioning
- ✓ Electrically operated rear quarter vents
- ✓ Electrically operated windows
- ✓ Power assisted steering
- ✓ Power door locks
- ✓ Single CD/radio cassette
- ✓ Cruise Control (except on se model)
- ★ Centre bumper and colour coded bumper
- ★ Sunscreen glass (standard on limited and XS)
- ★ Power tail gate (standard on limited and XS)
- ★ Power sliding doors LX only (standard on limited and XS)
- ★ Electrically operated folding ramp
- ★ Wheelchair bracketry
- ★ Electrically operated Wheel-in-tie-down
- ★ Wheelchair head restraint
- ★ Electric super winch
- ★ Push/Pull hand controls
- ★ Drive by wire joystick or slide controls
- ★ Steering knob, peg or mushroom
- ★ Electrically operated hand brake
- ★ Reduced effort steering
- ★ Horizontal steering

OPTIONAL EXTRAS	
Electric Parking Brake	Reduced Effort Braking
Electric Folding Ramp	Reduced Effort Steering
Electric In – Floor Ramp	Drive by Wire Brake/Accelerator
Automatic Ramp Door & Kneeling System	Slide or Joy-Stick Control for B/A
Remote Controls	Low Effort Horizontal Steering
Sure Lock Retractable Tie-Downs	12-Way Infra Red Controls
Manual Drive-In Wheelchair Tie-Down	9-Way Infra Beeper
Automatic Wheelchair Tie-Down	Electric Gear Selector
Passenger Transfer Seat	Push Button Start
6 Way Transfer seat	Mushroom, Ball or Peg Steering Aid
Push/Pull Hand Controls	Quick Release Tetra Upright Grip
Radial Hand Controls	Quick Release Tri-Pod
Floor Mounted Hand Controls	Q/R Tetra Glove & Peg
Left Foot Accelerator	Wheelchair Headrest
Quick Release Left Foot Accelerator	Wheelchair Harness
Quick Release Half/ Full Pedal Guard	





# Space & Comfort



Optional electrically operated wheelchair tie down illustrated.

# Seating

Optional electrically operated six-way seat.



The Bekker CareVan offers the user the ultimate level of luxury, yet remains very functional. The floor of the CareVan has been professionally lowered from the bulkhead to the rear bench seat, and replaced with a level floor, some 10 inches lower than the original floor.

Due to the seating flexibility of the vehicle, the wheelchair occupant can either drive from wheelchair, be a wheelchair passenger, a front seat driver / passenger (using the standard seat or an optional electrically operated six way seat) or secured in the middle row.

The electrically operated six way seat allows you to transfer onto the driver or passenger seat with ease. The seat will retract into the middle row of the vehicle and rotate through 180° raise and lower all at the press of a button!


The standard front seats are secured in place with a simple to operate clamping bracket that allows the seats to be removed very quickly indeed. Beneath the standard front seats a manual or electrically operated wheelchair tie down mechanism can be fitted to allow seamless transfer in and out of the vehicle for the wheelchair user.

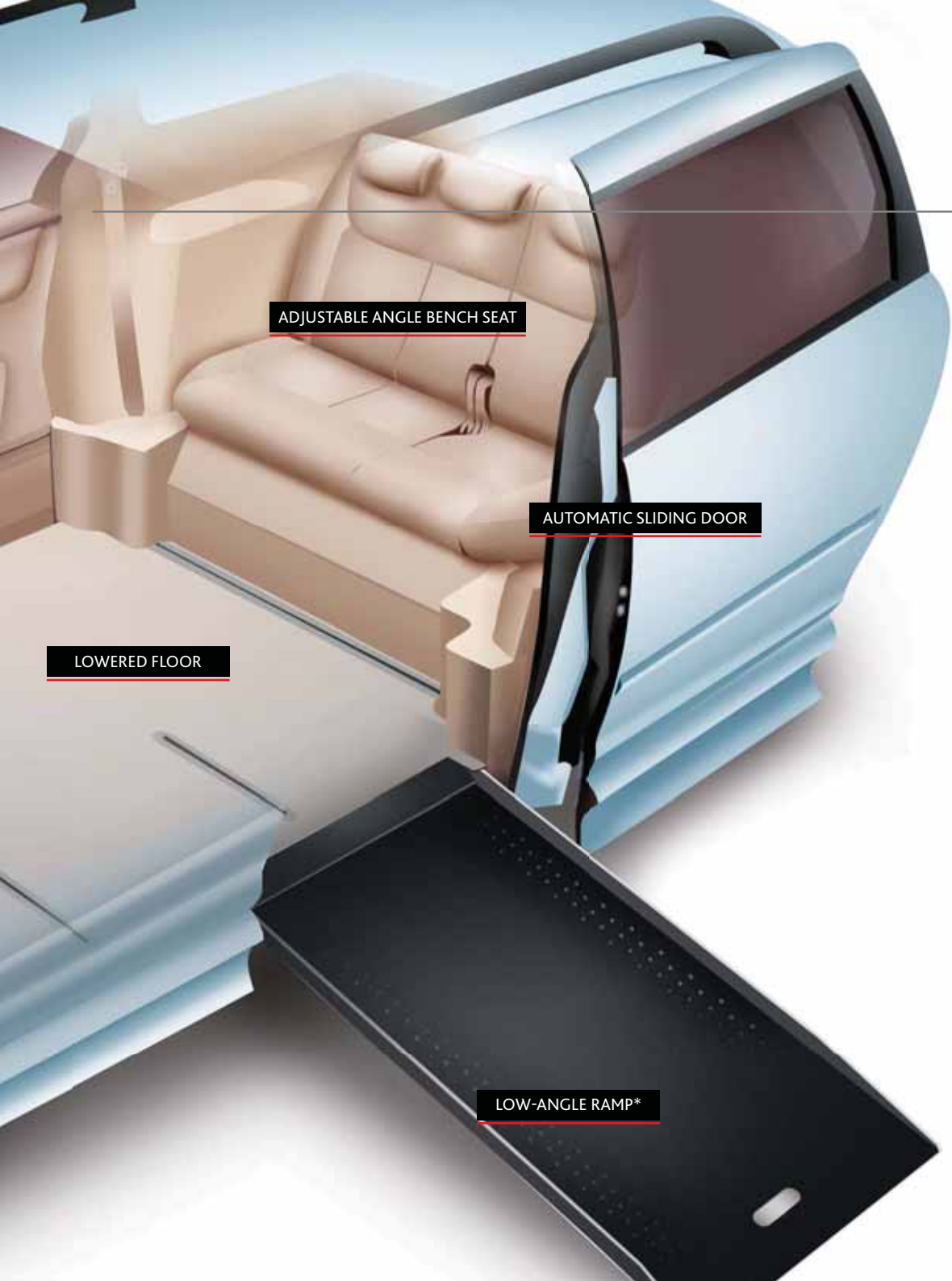
Various driving adaptations are also on offer, from a simple steering spinner to a full blown drive by wire conversion, the options are endless!

For further information, contact us by telephone on 01377 241700 or by email at [carevan@alfredbekker.com](mailto:carevan@alfredbekker.com)



# The Bekker CareVan






ADJUSTABLE ANGLE BENCH SEAT

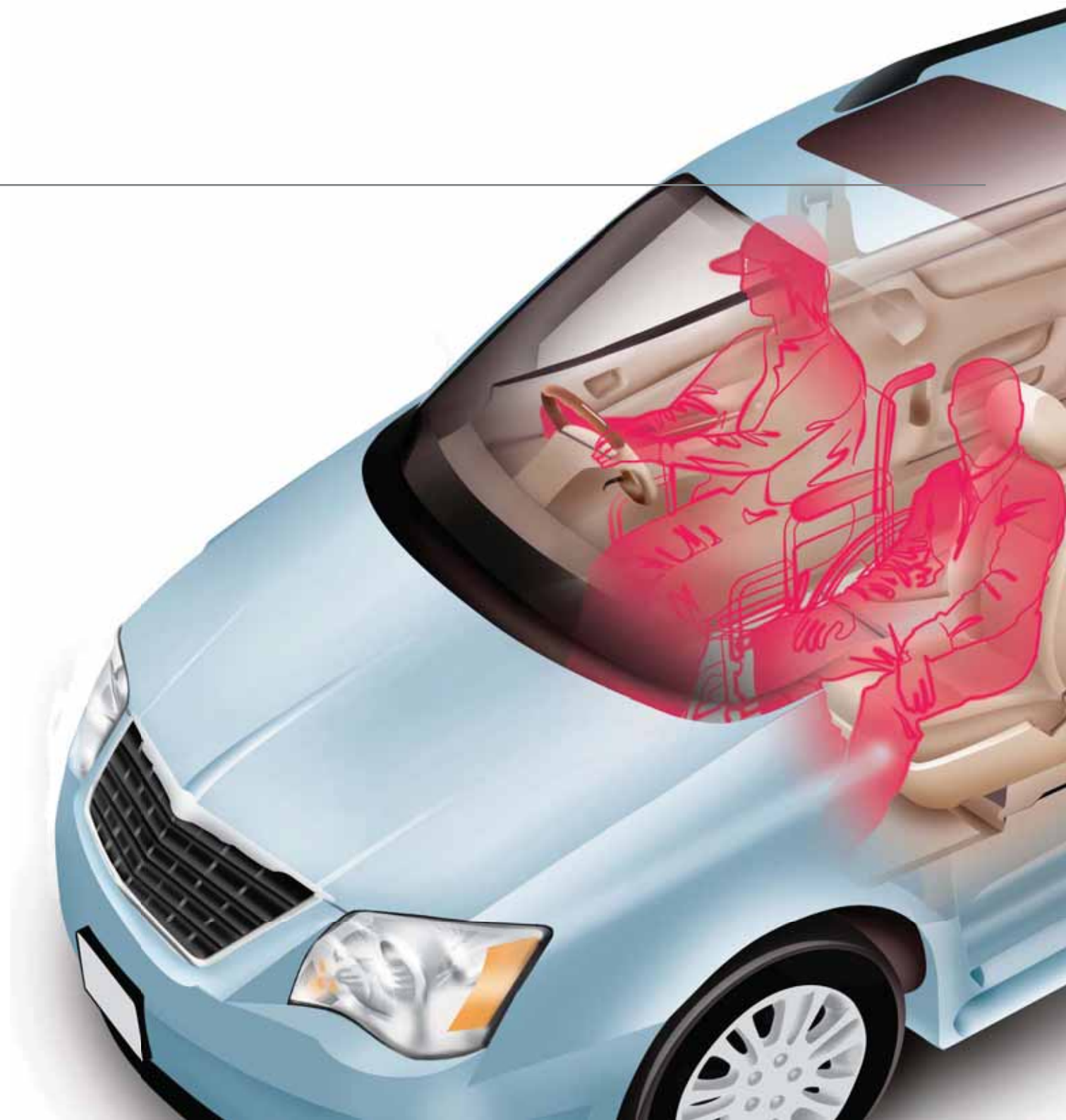
AUTOMATIC SLIDING DOOR

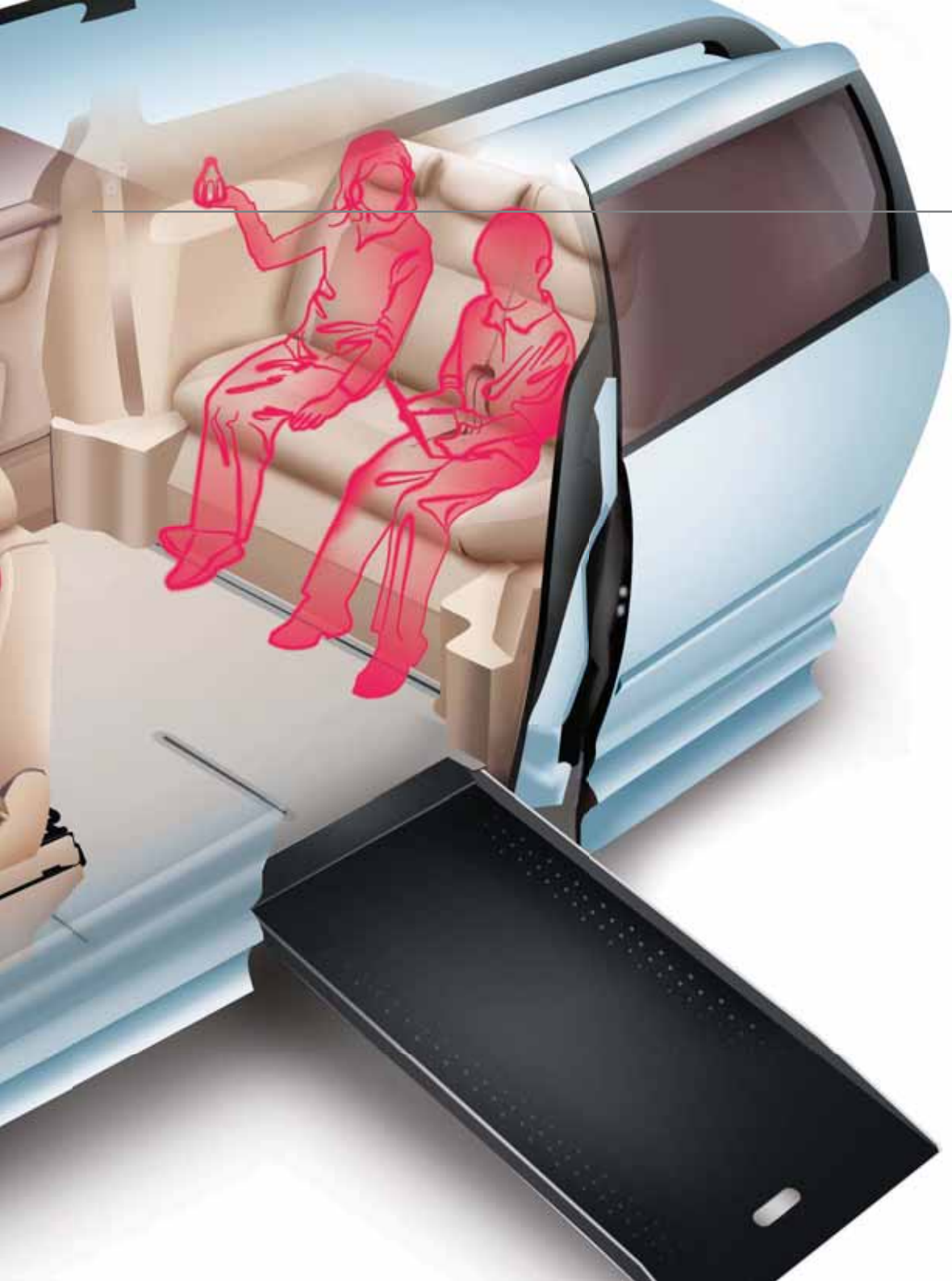
LOWERED FLOOR


LOW-ANGLE RAMP\*


















**AUTOMATIC DOOR**

The vehicle's original door remote control reliably opens the sliding door at the touch of a button.

**KNEELING SUSPENSION**

As the door opens, the rear suspension lowers to reduce the slope of the ramp even further.

**AUTOMATIC RAMP**

The sturdy aluminium ramp extends to allow easy access to the lowered floor interior.

**REMOTE CONTROL**

The accessible functions are controlled by the keychain remote and several interior switches placed for your convenience.



\* Optional under floor remote operated ramp illustrated

# Technical Specifications



	2.8 CRD LX Diesel Automatic	2.8 CRD Touring Diesel Automatic	2.8 CRD Limited Diesel Automatic
<b>ENGINE &amp; TRANSMISSION</b>			
Cubic Capacity - cc	2776	2776	2776
Cylinders	4	4	4
Fuel Type	Diesel	Diesel	Diesel
Gearbox	Automatic	Automatic	Automatic
Gears	6	6	6
Power - bhp @ rpm	161/3800	161/3800	161/3800
Torque - lb ft @ rpm	265/1600-3000	265/1600-3000	265/1600-3000
Valves	16	16	16
<b>FUEL CONSUMPTION</b>			
EC Combined - mpg (l/100 km)	30.4 (9.3)	30.4 (9.3)	30.4 (9.3)
EC Extra Urban - mpg (l/100 km)	38.7 (7.3)	38.7 (7.3)	38.7 (7.3)
EC Urban - mpg (l/100 km)	22.1 (12.8)	22.1 (12.8)	22.1 (12.8)
<b>BRAKES, WHEELS &amp; TYRES</b>			
Front Brakes	Vented discs with ABS	Vented discs with ABS	Vented discs with ABS
Front Tyre	225/65R16	225/65R16	225/65R17
Rear Brakes	Solid discs with ABS	Solid discs with ABS	Solid discs with ABS
Rear Tyre	225/65R16	225/65R16	225/65R17
Spare Tyre	Compact Spare	Compact Spare	Compact Spare
Wheels	16" x 6.5" Aluminium Wheels with 225/65R16 Tyres	16" x 6.5" Aluminium Wheels with 225/65R16 Tyres	17" x 6.5" Aluminium Wheels with 225/65R17 Tyres
<b>EXTERIOR DIMENSIONS</b>			
Height - Min - mm	1816	1816	1816
Length - mm	5143	5143	5143
Wheelbase - mm	3078	3078	3078
Width - mm	1953	1953	1953

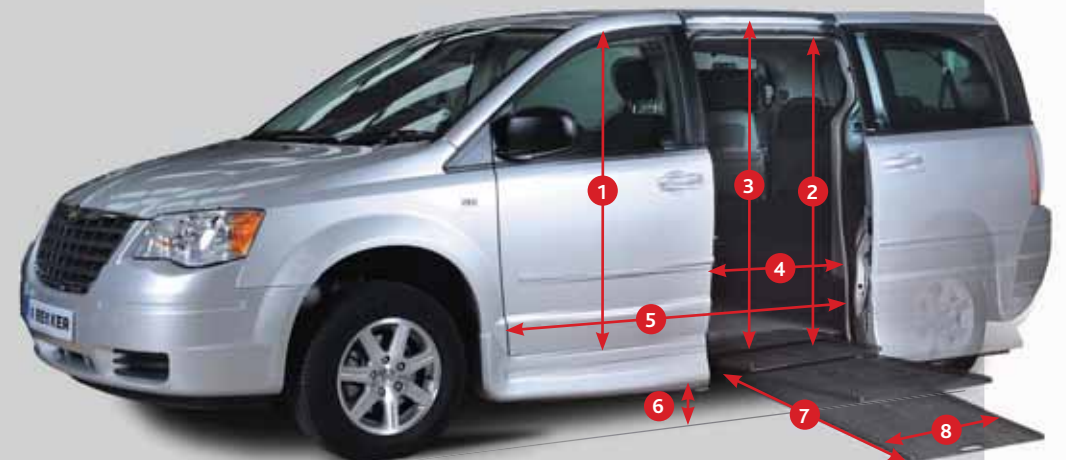
	2.8 CRD LX Diesel Automatic	2.8 CRD Touring Diesel Automatic	2.8 CRD Limited Diesel Automatic
<b>EXTERIOR SPECIFICATION</b>			
Bodyside Moulding - Body Coloured	*		
Bodyside Moulding - Chrome		*	*
Door Handles - Body Coloured & Exterior Mirrors - Black	*		
Door Handles & Exterior Mirrors - Body Coloured		*	
Door Handles & Exterior Mirrors - Chrome			*
Exterior Mirrors - Power, Folding, Heated	*	*	
Exterior Mirrors - Power, Folding, Multi-Function with Memory			*
Grille - Chrome Surround and Accents	*	*	
Grille - Chrome Surround and Chrome Accents			*
Rear Bumper Scuff Pad	*	*	*
Roof Rails - Black Side Rails with Black Crossbars		*	
Roof Rails - Chrome Side Rails with Black Crossbars			*
<b>FUNCTIONAL/ELECTRICAL FEATURES</b>			
12V DC Front & Rear Power Outlets	*	*	*
Automatic Climate Control with 3 Zone Temperature Control & Rear Passenger Controls	*	*	*
Headlamp Levelling System	*	*	
Headlamp Washer			*
HID Headlamps with Self-Levelling System			*
Load Levelling Suspension and Height Control			*
Portable Rechargeable Torch		*	*
Power Liftgate	*	*	*
Power Sliding Rear Side Doors	*	*	*
Rain Sensing Wipers			*
Rear Seatback Grocery Bag Hooks	*	*	*
Rear View Mirror - Auto Dim		*	
Rear View Mirror - Auto Dim with Microphone			*
Rear View Mirror - Manual Dim	*		
Rear Window Wiper/Washer	*	*	*
Speed Control		*	*
Trip Computer with Temperature & Compass	*		
Vehicle Information Centre		*	*
Windows - 2nd & 3rd Row Window Shades			*
Windows - Power Front, 2nd Row & Rear Quarter Vent Windows	*	*	*
<b>IN CAR ENTERTAINMENT</b>			
4 Speakers	*		
6 Speakers		*	
9 Amplified Speakers with Subwoofer			*
AM/FM DVD MP3 Radio	*	*	
Steering Wheel Mounted Audio Controls		*	*

# Technical Specifications & Dimensions

Interior Specification			
Analogue Clock	•	•	•
Cargo Compartment Cover		•	•
Door Trim Panel - Luxury Finish			•
Door Trim Panel - Premium Finish		•	
Door Trim Panel with Map Pocket	•		
Easy Clean Floor Mats		•	•
Illuminated Cupholders		•	•
Illuminated Entry	•	•	•
Illuminated Front Door Storage		•	•
Instrument Panel with Woodgrain	•	•	
Instrument Panel with Woodgrain and Silver Bezel			•
Interior Assist Handles - Front	•	•	•
Interior Assist Handles - Rear		•	•
Interior Observation Mirror	•	•	•
Overhead Console	•		•
Overhead Storage Bins with Ambient Surround Lighting		•	•
Shift Knob - Leather Wrapped		•	•
Steering Wheel - Leather Wrapped		•	•
Steering Wheel - Luxury	•		
Sun Visors with Illuminated Mirrors		•	•
Sunscreen Glass			•
Tilt Steering Column	•	•	•
Tip Start	•	•	•
<b>SAFETY &amp; SECURITY</b>			
Air Bags - Advanced Multistage Front	•	•	•
Air Bags - Supplemental 3 Row Side Curtain	•	•	•
Air Bags - Supplemental Front Seat Mounted	•	•	•
Anti-Lock 4-Wheel Disc Brakes	•	•	•
Brake Assist	•	•	•
Door Ajar Warning Lamp	•	•	•
Electronic Stability Programme (ESP)	•	•	•
Front Fog Lamps		•	•
Headlamp Off Time Delay	•		•
Keyless Entry with Thatcham Category 1 Alarm and Immobiliser	•	•	•
Locking Fuel Filler Cap	•		•
Park Assist - Rear Camera		•	•
Park Assist - Rear Sensors	•	•	•
Power Locks	•	•	•
Rear Fog Lamps	•	•	•
Tyre Pressure Monitoring Warning Lamp	•	•	
Tyre Pressure Monitoring Display			•

Key: • = standard

DIMENSIONS		
1	Height from floor to ceiling (inside)	58" 1 473 mm
2	Drivers side sliding door opening height	54" 1 372 mm
3	Distance from floor to overhead console	57" 1 448 mm
4	Drivers side sliding door opening width	31½" 800 mm
5	Rear floor length (rear seat base to bulkhead)	84" 2 134 mm
6	Ground clearance at the lowest point	6" 150 mm
7	Ramp length	59" 1 499 mm
8	Ramp width (inside to inside)	30" 762 mm
	Rear floor width when closed (door to door)	66½" 1 689 mm





**ALFRED BEKKER API**

Please visit our website ↙

**WWW.ALFREDBEKKER.COM**

**Contact** ↙

Kelleythorpe Ind Est  
Driffield  
East Yorkshire  
YO25 9DJ  
England

carevan@alfredbekker.com  
T: 01377 241700  
F: 01377 241767

